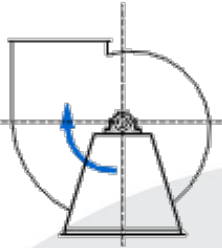
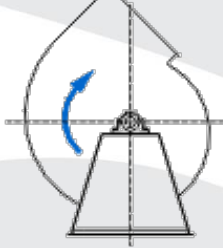
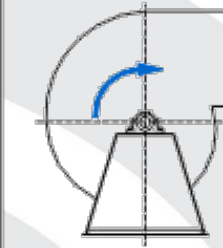
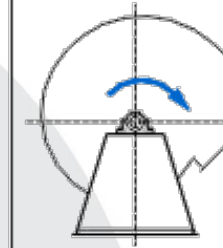
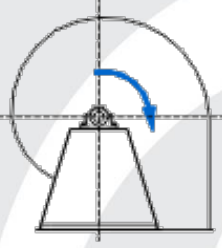
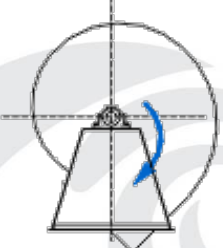
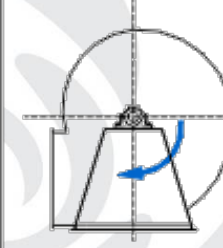
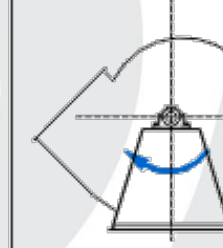
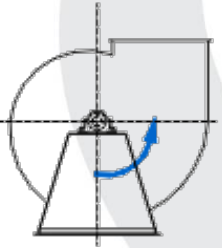

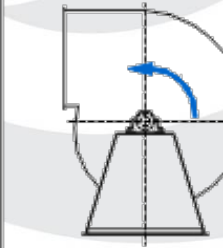
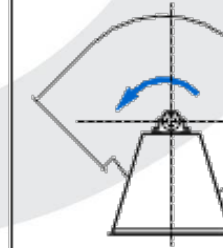
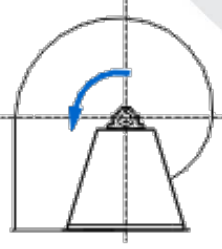
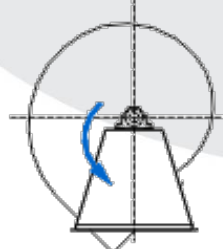
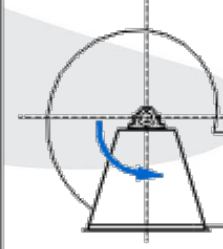
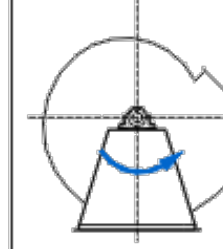




A norma AMCA tem como padrão 16 (dezesseis) posições construtivas, sendo 8 (oito) no sentido horário e 8 (oito) no sentido anti-horário

Norma segundo **AMCA - 2406-83**

Para definição do sentido de giro, o observador deverá sempre visualizar o ventilador pelo lado do acionamento.

SENTIDO HORÁRIO	 n° 1: CW 0°	 n° 2: CW 45°	 n° 3: CW 90°	 n° 4: CW 135°
	 n° 5: CW 180°	 n° 6: CW 225°	 n° 7: CW 270°	 n° 8: CW 315°
SENTIDO ANTI-HORÁRIO	 n° 9: CCW 0°	 n° 10: CCW 45°	 n° 11: CCW 90°	 n° 12: CCW 135°
	 n° 13: CCW 180°	 n° 14: CCW 225°	 n° 15: CCW 270°	 n° 16: CCW 315°